

Radial Search (Umkreissuche)

Radial Search (Umkreissuche)



Version: 6.1.0, 2015-03-28

Extension Key: radialsearch

Language: en

Keywords: forDevelopers, forIntegrators, radial, search, radius, umkreissuche

Copyright 2013-2015, Dirk Wildt, Die Netzmacher, <<http://wildt.at.die-netzmacher.de>>

This document is published under the Open Content License available from <http://www.opencontent.org/opl.shtml>
The content of this document is related to TYPO3 - a GNU/GPL CMS/Framework available from www.typo3.org

Table of Contents

Radial Search (Umkreissuche)	1	By the internal PHP interface	14
Screenshots	3	Frontend	14
Frontend	3	Backend	14
Backend	4	Other Manuals	15
Interface for postal data import	4	Browser Tutorial Search (en)	15
Postal data	5	Reference	16
Introduction	6	Constant Editor	16
What does Radial Search (Umkreissuche) do?	6	Setup	16
How to use Radial Search (Umkreissuche)?	6	tx_radialsearch	17
Good to know	6	tx_radialsearch_pi1	19
What do you need?	6	tx_radialsearch_pi2	20
Target Group	6	tx_radialsearch_pi3	20
Installation	7	Debugging	21
Quick Installation	7	DRS – Development Reporting System	21
In every case	7	Inspect work-flow, SQL queries and errors	21
In case of the Browser – TYPO3 without PHP	7	Enabling by the Extension Manager	21
In case of the Organiser – TYPO3 for lobby and organisers ...	7	The DRS report	22
jQuery	7	Packages for Sponsors	23
Constant Editor	8	Fun – 50 EUR	23
AUTOCOMPLETE	8	Logo – 150 EUR	23
CSS	8	Patron – 500 EUR	23
DISTANCE	8	Credits	24
FILTER	8	LEG-Thüringen	24
GET POST	8	Known Bugs	25
HTML	9	Current bugs on forge	25
JAVASCRIPT	9	autocomplete is not a function	25
RADIUSBOX	9	CSS isn't proper	25
SEARCHMODE	9	FAQ	26
SQL	9	Performance	26
Import Postal Code Data	10	Example with worldwide postal codes	26
AT, CH, DE are integrated	10	Example with Postal Codes of Germany	26
Update AT, CH, DE	10	Further Information	27
Get any postal codes from geonames.org	10	Demo website	27
Import the data by the Extension Manager	11	Forum	27
Plugins – for Development only	12	TYPO3 forge	27
Radial Search – input field (pi1)	12	Professional Support	27
Radial Search – select box (pi2)	12	Other extensions published by Die Netzmacher	28
Radial Search DEV – ready-to-use (pi3)	12	Change Log	29
Integration	13	Illustration Index	30
Precondition	13	Alphabetical Index	31
By the Browser – TYPO3 without PHP	13		

Screenshots

Frontend

The screenshot shows the radial search interface. On the left, there is a search form with the following elements:

- Search Word:** A text input field.
- Search:** A blue button.
- 10117 Berlin:** A text input field with a red '1' next to it.
- Radius 1.000 Km:** A dropdown menu with a red '2' next to it.
- Business segments:** A checkbox and a text input field.
- Reset:** A grey button.
- Search:** A blue button at the bottom of the form.

On the right, there is a map of Europe showing search results. A legend indicates that red dots represent 'TYPO3' and blue dots represent 'policy'. Below the map is an alphabetical index (All, A, B, C, D, E, F, G, H, I, J, K, L, M, N, O, P, Q, R, S, T, U, V, W, X, Y, Z) and a list of search results:

- Die Netzmacher:** 448 Km linear distance from 10117 Berlin. Business segments: TYPO3. D-94152 Neuhaus am Inn **details »**
- TYPO3 Association:** 684 Km linear distance from 10117 Berlin. Business segments: TYPO3. CH-6340 Baar **details »**
- The White House:** 6.718 Km linear distance from 10117 Berlin. Business segments: policy. DC 20500-0003 Washington D.C., United States **details »**

Illustration 1: Radial Search form (1, 2) and hits within the given radius (3) and outside the radius (4)

The Radial Search form has both parts:

- An input field for ZIP and city with an auto-complete function.
- A select box with values for a radius.

See live example at

- <http://typo3-organiser.de/standorte/>

Backend

Interface for postal data import

basic
database
debugging
earth

Database Info [database.database.info]

✔ **Database seems to be proper**

- DE: #16482 records

Update the database?

- Choose the needed postal codes in the select box below.
If the needed postal codes are missing please
 - download a zip-file with the postal codes from [geonames.org](https://www.geonames.org)
 - Unzip the file on your local PC. It will become a txt-file.
 - Upload the txt-file to the directory from below.
Change the path of the directory before the upload, take a path for your needs.
 - Choose your uploaded postal codes in the select box below.
- Import the postal codes with the [Update] button at the bottom of this page.

Postal codes will imported into the folder with the given **page ID** from above.

Warning: The txt-file won't checked. It's your job, to take care of proper files.

Page ID [database.database.pid]

Page ID of the folder with your postal code records. 0:root page.

Path [database.database.path]

Path to the folder with the postal code *.txt files with an ending slash. Provided AT, CH and DE in typo3conf/ext/radialsearch/res/postalcodes. Recommended for own files:fileadmin/extensions/radialsearch/

 (string)

Truncate [database.database.truncate]

Database will truncated before update. All records will removed! It is recommended, if you like to overwrite data.

 (boolean)

Selectbox [database.database.selectbox]

Illustration 2: Interface for data import

You are importing your needed postal-code data supported by the extension manager.

You receive the needed data at geonames.org without any fee.

Postal data

The screenshot shows the TYPO3 administration interface. On the left is a sidebar with a menu containing categories like WEB, FILE, USER TOOLS, ADMIN TOOLS, SYSTEM, and HELP. The main content area is divided into two panes. The top pane shows a breadcrumb trail: [0] TYPO3 for Lobbies and Organisers > [1] TYPO3 Organiser. The bottom pane displays a list of postal codes under the heading 'Postal codes (ZIP) (16482)'. The list is titled 'Place' and contains 20 entries, each with a location name and a postal code.

Place	Postal Code
Aach, DE, BW	78267
Aach, DE, RP	54298
Aachen, DE, NW	52080
Aachen, DE, NW	52078
Aachen, DE, NW	52076
Aachen, DE, NW	52074
Aachen, DE, NW	52072
Aachen, DE, NW	52070
Aachen, DE, NW	52068
Aachen, DE, NW	52066
Aachen, DE, NW	52064
Aachen, DE, NW	52062
Aalen, DE, BW	73434
Aalen, DE, BW	73433
Aalen, DE, BW	73432
Aalen, DE, BW	73431
Aalen, DE, BW	73430
Aarberoen. DE. HE.	65326

Illustration 3: Postal-codes (here: Germany)

Introduction

What does Radial Search (Umkreissuche) do?

Radial Search (Umkreissuche) enables you to search address data by a given ZIP code and a radius.

- Radial Search (Umkreissuche) is delivered with a search form with an auto-complete feature.
- Radial Search (Umkreissuche) provides postal codes for AT, CH, DE ready to use.
- You can upload any other postal codes from geonames.org without any fee.

How to use Radial Search (Umkreissuche)?

TYPO3 developers: PHP interface

Radial Search (Umkreissuche) has an PHP interface. This interface enables TYPO3 developers, to integrate Radial Search (Umkreissuche) into their own extension.

But be aware: this manual isn't any tutorial how to use this interface. This manual will show samples only.

See "By the internal PHP interface" on page 14 below.

TYPO3 integrators: Browser – TYPO3 without PHP

The Browser – TYPO3 without PHP – has Radial Search (Umkreissuche) integrated. The Browser enables TYPO3 integrators, to use Radial Search (Umkreissuche) within their own extension.

- You have to be familiar with the Browser – TYPO3 without PHP.

The Organiser – TYPO3 for the lobby and the organisers – is using Radial Search (Umkreissuche) out of the Box from version 3.4.

- You can install the Organiser with one mouse-click. Radial Search (Umkreissuche) is used by some tables by default (TYPo3 Organiser 6.x is recommended).

See "By the Browser – TYPO3 without PHP" on page 13 below.

Good to know

Radial Search (Umkreissuche) is using Kilometers only in the current version. Miles aren't supported now. Sorry.

What do you need?

- Radial Search (Umkreissuche)
- Browser – TYPO3 without PHP – optionally.
- Radial Search (Umkreissuche) should be run with TYPO3 version 4.5, 4.6, 4.7 and 6.0, 6.1, 6.2

Target Group

- TYPO3 agencies
- TYPO3 integrators
- TYPO3 developers

Installation

Quick Installation

In every case

- Install the extension Radial Search (Umkreissuche) and enable it.
- Add a folder "Radialsearch" to your page tree. It will be needed for storing the postal code data.
- Add a folder "Radialsearch" to your file list. It will be needed for the postal code *.txt-file.
- Maintain the property [Database] of the extension manager.
 - You have to upload a file with the needed postal codes, if you need other postal codes than AT, CH or DE
 - The workflow should be self-explained.

In case of the Browser – TYPO3 without PHP

If you are using the Browser – TYPO3 without PHP:

- Include the Static Template and take care of the ordering¹:
 - Radial Search (1) (radialsearch)
 - Radial Search (2+) - German (radialsearch)²
 - Browser (browser)
- Maintain the properties of the Constant Editor of the page, where you like to use Radial Search (Umkreissuche)
 - Category [BROWSER – RADIAL SEARCH]
 - Latitude = table.field
table.field of your latitude value. I.e: my_ext_main.lat
 - Longitude = table.field
table.field of your longitude value. I.e: my_ext_main.lon
 - Category [RADIAL SEARCH – CSS]
 - CSS jQuery UI file =
You have to disable the jQuery UI CSS (empty value), because you are controlling the CSS by the Browser plugin.

In case of the Organiser – TYPO3 for lobby and organisers

If you are using the Organiser – TYPO3 for the lobby and the organisers – installed by the one-click-installer:

- Nothing to do.

The Organiser is using Radial Search (Umkreissuche) from version 3.4. 3.4 isn't published yet, but you can download it from the TYPO3 SVN repository.³

jQuery

Radial Search (Umkreissuche) is using the jQuery method autocomplete.

Take care, that your jQuery code supports autocomplete.

T3 jQuery

If you are using T3 jQuery, please compile T3 jQuery once more.

¹ The static template of Radial Search (Umkreissuche) must be included before the static template of the Browser – TYPO3 without PHP

² Optional

³ <http://forge.typo3.org/projects/show/extension-org>

Constant Editor

All properties have the prefix `plugin.tx_radialsearch_pi1`.

Example: `autocomplete.minLength` is `plugin.tx_radialsearch_pi1.autocomplete.minLength`.

AUTOCOMplete

Property	Type	Description	Default
<code>autocomplete.minLength</code>	integer	Minimum length of the search word for autocomplete. Please take a look into the categories FILTER and SQL too.	2

CSS

Property	Type	Description	Default
<code>css.default.path</code>	string	Path of the CSS default file Default: EXT:radialsearch/res/css/tx_radialsearch_pi1.css	see description
<code>css.jquery.path</code>	string	Path of the CSS jQuery UI file. Leave it empty, if you don't need the jQuery UI CSS. Default: EXT:radialsearch/res/css/jquery/jquery.ui.autocomplete.css	see description

DISTANCE

Property	Type	Description	Default
<code>distance.fieldLabel</code>	string	Field label for the distance. Field isn't part of your database. Field will generated while runtime and will added to SELECT statements. Don't use tableField syntax like <code>tx_myext_main.distance</code> : You will get an SQL error!	distance
<code>distance.decimals</code>	integer	Number of decimals	0
<code>distance.dec_point</code>	string	Decimal point: I.e: dot (en), comma (de)	.
<code>distance.thousands_sep</code>	string	Thousands seperator: I.e: comma (en), dot (de)	,

FILTER

Property	Type	Description	Default
<code>filter.country_code</code>	string	ISO country code. For example: DE, GB, US. Leave it empty, if ZIP code of all countries should be available for search and autocomplete. Please take a look into the categories AUTOCOMplete and SQL too.	
<code>filter.admin_code1</code>	string	State Code: Code of the 1. order subdivision (state). For example: TH. Leave it empty, if ZIP code of all subdivisions should be available for search and autocomplete. Please take a look into the categories AUTOCOMplete and SQL too.	

GET POST

Property	Type	Description	Default
<code>gp.parameter</code>	string	Parameter for the URL. Sent by GET or Post. Usually the piVar parameter of your extension. Examples: <code>tx_browser_pi1</code> , <code>tx_myext_pi1</code>	<code>tx_browser_pi1</code>
<code>gp.input</code>	string	HTML name of the input field for the search word. Example: <code>radialsearch</code> . Would become in URL: <code>tx_browser_pi1[radialsearch]</code>	<code>radialsearch</code>
<code>gp.select</code>	string	HTML name of the select box with options for the radius. Example: <code>radius</code> . Would become in URL: <code>tx_browser_pi1[radius]</code>	<code>radius</code>

HTML

Property	Type	Description	Default
html.input.id	string	ID of the input field. Without any hash!	lookfromplace
html.path	string	Template: Path of the HTML template file Default: EXT:radialsearch/res/html/tx_radialsearch_pi1.html	see description

JAVASCRIPT

Property	Type	Description	Default
javascript.path	string	Path of the JavaScript snippet. Default: EXT:radialsearch/res/js/tx_radialsearch_pi1.js	see description
javascript.placeToFooter	boolean	If enabled, the script will placed at the footer otherwise on the top.	1
javascript.inline	boolean	If enabled, the script will included inline. This is obligated , because the script contains marker, which should replaced at runtime.	1

RADIUSBOX

Property	Type	Description	Default
radiusbox.unit	options	Kilometer (sorry, miles aren't supported in the current version)	Km
radiusbox.options	string / CSV	Options: Comma separated values (CSV)	5, 10, 25, 50, 100

SEARCHMODE

Property	Type	Description	Default
search.mode	options	Search in the fields place or zip or place and zip. <ul style="list-style-type: none"> • place • zip • place and zip 	place and zip

SQL

Property	Type	Description	Default
sql.limit	integer	Maximum amount of rows, which should returned by the database for the input form while autocomplete. Please take a look into the categories AUTOCOMPLETE and FILTER too.	12

Import Postal Code Data

AT, CH, DE are integrated

If you like to use the postal codes for AT, CH or DE, you don't need to download it from geonames.org. Please import it only. See selectbox (8) in the illustration below.

Update AT, CH, DE

You can update the provided postal codes for AT, CH and DE. Please take the workflow like illustrated below.

Get any postal codes from geonames.org

Please download a zip-file with the needed postal codes from geonames.org:

- <http://download.geonames.org/export/zip/>


Unzip the file. It will becomes a txt-file.

Upload the txt-file into the directory, which is configured by the Extension Manager. See (6) in the illustration below.


Import the data by the Extension Manager

basic **3** database debugging earth

Database Info [database.database.info]

 **Database seems to be proper**

- DE: #16482 records

 **Update the database?**

- Choose the needed postal codes in the select box below.
If the needed postal codes are missing please
 - download a zip-file with the postal codes from geonames.org »
 - Unzip the file on your local PC. It will become a txt-file.
 - Upload the txt-file to the directory from below.
Change the path of the directory before the upload, take a path for your needs.
 - Choose your uploaded postal codes in the select box below.
- Import the postal codes with the [Update] button at the bottom of this page.

Postal codes will imported into the folder with the given **page ID** from above.

Warning: The txt-file won't checked. It's your job, to take care of proper files.

Page ID [database.database.pid]

Page ID of the folder with your postal code records. 0:root page.

0 **4**

Path [database.database.path]

Path to the folder with the postal code *.txt files with an ending slash. Provided AT, CH and DE in typo3conf/ext/radialsearch/res/postalcodes. Recommended for own files:fileadmin/extensions/radialsearch/

typo3conf/ext/radialsearch/res/postalcodes **5** string)

Truncate [database.database.truncate]

Database will truncated before update. All records will removed! It is recommended, if you like to overwrite data.

(boolean) **6**

Selectbox [database.database.selectbox]

Don't import anything. **7**

Illustration 4: Extension Manager: Import postal data

1. Module: Admin Tools Extension Manager
2. Edit Area Select the Radial Search (Umkreissuche) extension
3. Tab [Database]
4. Enter the page ID of the folder, which should store the postal code data.¹
5. Change the path to the directory in the fileadmin, if you are using your own path.
6. Enable truncating, if you like to empty the database before the import.²
7. Select your uploaded txt-file.
8. Save the form.

¹ It is allowed to store the data on the root level (page ID 0), but it isn't recommended.

² Please avoid double data.

Plugins – for Development only

Plugins are for checks and development only.

Radial Search – input field (pi1)

The input field of Radial Search (Umkreissuche).

You can check the autocomplete method of jQuery succesful, if

- you have a proper jQuery (with support for autocomplete)
- you have included the static template of Radial Search (Umkreissuche),
- you have imported some postal-code data.

The plugin has a Check it!-Report.

If you have any problem with the input field, please add the plugin to the current page and check the report!

Radial Search – select box (pi2)

The select box for the radius of Radial Search (Umkreissuche).

You can check the select box succesful, if

- you have included the static template of Radial Search (Umkreissuche),

The plugin has a Check it!-Report.

If you have any problem with the select box, please add the plugin to the current page and check the report!

Radial Search DEV – ready-to-use (pi3)

jQuery sample for the autocomplete method with postal codes by geonames.org while runtime.

The sample should running succesful, if

- you have a proper jQuery (with support for autocomplete)

You don't need any imported postal-code data.

The plugin has a Check it!-Report.

If you have any problem with the sample, please add the plugin to the current page and check the report!

The sample is similar to

- <http://jqueryui.com/autocomplete/#remote-jsonp>

Integration

Precondition

You need a database with address records. These records must contain

- the latitude and
- the longitude.

The Browser – TYPO3 without PHP – supports an automatic adding of the latitude and the longitude

- for the current record while editing the address data or
- for all records by a cron job (for example every 3:00 a.m)

See

- BrowserMaps Tutorial
http://docs.typo3.org/typo3cms/extensions/browser_tut_map_en/
 Look for "Automatic Geocoding"

By the Browser – TYPO3 without PHP

It should be easy to use Radial Search (Umkreissuche) for your data, if you are using the Browser – TYPO3 without PHP – for displaying your data in the TYPO3 frontend.

There is a sample by the Organiser – TYPO3 for the lobby and the organisers. See live

- <http://typo3-organiser.de/standorte/>

The whole configuration of Radial Search (Umkreissuche) is done by the TypoScript for the headquarters (501). See

- Configuration/TypoScript/headquarters/501/tx_browser_pi1/constants.txt
- Configuration/TypoScript/headquarters/501/tx_browser_pi1/list/tableField.ts
- Configuration/TypoScript/headquarters/501/tx_browser_pi1/list/htmlSnippets.ts

Look for "radialsearch".

Integrate Radial Search (Umkreissuche) in a comparable way into your TypoScript template.

By the internal PHP interface

Radial Search (Umkreissuche) has a PHP interface, which enables you to integrate Radial Search (Umkreissuche) in every TYPO3 extension.

Frontend

All forms and content of Radial Search (Umkreissuche) in the frontend is controlled by TypoScript. You find a sample configuration at the headquarters (501) template of the Organiser – TYPO3 for the lobby and the organisers. See

- `Organiser > heaquarters > constants.txt`
- `Organiser > heaquarters > setup.txt`

Look for "radialsearch".

Backend

You need backend features for enrich your SQL queries.

For example:

- You have address data with latitudes and longitudes
- You receive your data by SQL queries
- If you are using Radial Search (Umkreissuche), you must enrich your SQL query with radial search properties like
 - and SELECT or
 - and WHERE

Radial Search (Umkreissuche) bundles all needed query parts in the interface class at

- http://forge.typo3.org/projects/extension-radialsearch/repository/entry/trunk/interface/class.tx_radialsearch_interface.php

The Browser – TYPO3 without PHP – is a sample for using this interface class by another extension.

It bundles all needed Query requests in the filter radialsearch class at

- http://forge.typo3.org/projects/extension-browser/repository/entry/trunk/pi1/class.tx_browser_pi1_filterRadialsearch.php

This class is used by other classes like

- http://forge.typo3.org/projects/extension-browser/repository/entry/trunk/pi1/class.tx_browser_pi1_navi_pageBrowser.php
- http://forge.typo3.org/projects/extension-browser/repository/entry/trunk/pi1/class.tx_browser_pi1_viewlist.php

Other Manuals

Browser Tutorial Search (en)

The Browser Tutorial Search (en) has a section for Radial Search (Umkreissuche). See

- Browser Tutorial Search (en)
http://typo3.org/extensions/repository/view/browser_tut_search_en
Look for "radial search"

Reference

It is recommended to configure Radial Search (Umkreissuche) by the Constant Editor and not by the TypoScript Object Browser directly.

Constant Editor

Please refer to the section "Constant Editor" on page 8 above.

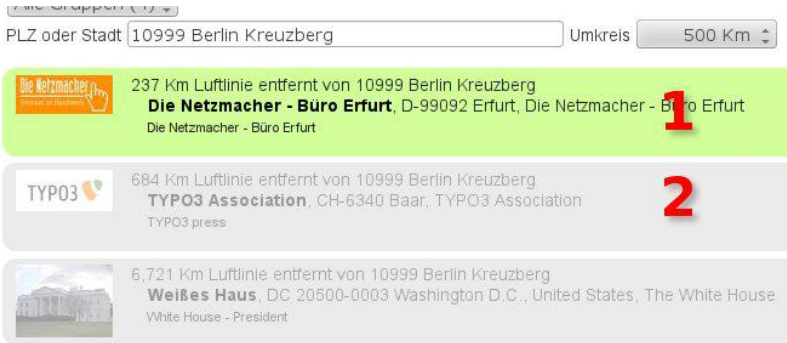
Setup

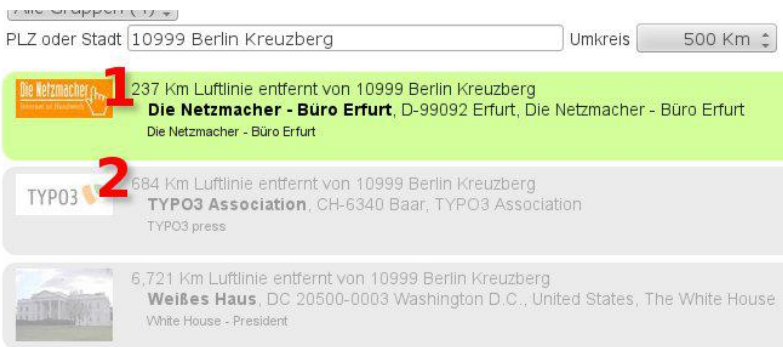
It is recommended to configure Radial Search (Umkreissuche) by the Constant Editor and not by the TypoScript Object Browser directly.

tx_radialsearch

All properties have the prefix plugin.tx_radialsearch.

Example: masterTemplates.htmlClass is plugin.tx_radialsearch.masterTemplates.htmlClass

Property:	Data type:	Description:
masterTemplates.htmlClass	COA/array	<p>Master template, which will return a HTML class depending of the radial search result. It returns:</p> <ul style="list-style-type: none"> • If there isn't any search (search form is empty): radialsearch radialsearch-without-search • If there is a search and <ul style="list-style-type: none"> • the geo-position of the current record is within the radius: radialsearch radialsearch-within-radius • the geo-position of the current record is outside of the radius: radialsearch radialsearch-outside-radius <p>You are needing the class, if you like to mark hits within the radius and hits outside of the radius differently. See the illustration below.</p>  <p>Illustration 5: A DIV-tag with class radialsearch-within-radius (1) and a DIV-tag with class radialsearch-outside-radius (2)</p> <p>Code:</p> <pre> plugin.tx_radialsearch { masterTemplates { htmlClass = COA htmlClass { ... } } } </pre> <p>Example:</p> <pre> plugin.tx_browser_pi1 { views { list { 501 { ... tx_org_headquarters { // placeholder: radialsearch HTML class // depending on radius crdate < \ plugin.tx_radialsearch.masterTemplates.htmlClass ... } } } } </pre> <p>See - Configuration/TypoScript/headquarters/501/tx_browser_pi1/list/tableField.ts - Configuration/TypoScript/headquarters/501/tx_browser_pi1/list/htmlSnippets.ts</p>

Property:	Data type:	Description:
masterTemplates.linearDistanceDouble	TEXT	<p>Master template, which will return the linear distance of the geoposition of the current record and the geoposition of the current postal-code. It returns a double value. Format depends on the properties of the constant editor. See category DISTANCE on page 8 above.</p> <p>Code:</p> <pre> plugin.tx_radialsearch { masterTemplates { linearDistanceDouble = TEXT linearDistanceDouble { ... } } } </pre>
masterTemplates.linearDistanceString	COA	<p>Master template, which will return the linear distance of the geoposition of the current record and the geoposition of the current postal-code as a phrase. The distance itself is a double value. Format depends on the properties of the constant editor. See category DISTANCE on page 8 above.</p> <p>Returns (example)</p> <ul style="list-style-type: none"> • 237 Km Luftlinie entfernt von 10999 Berlin Kreuzberg • 237 Km linear distance from 10999 Berlin Kreuzberg  <p>Illustration 6: samples for the distance string (1, 2)</p> <p>Code:</p> <pre> plugin.tx_radialsearch { masterTemplates { linearDistanceString = TEXT linearDistanceString { ... } } } </pre> <p>Example:</p> <pre> plugin.tx_browser_pi1 { views { list { 501 { ... tx_org_headquarters { // placeholder: radialsearch linear distance deleted < \ plugin.tx_radialsearch.masterTemplates.linearDistanceString ... </pre> <p>See - Configuration/TypoScript/headquarters/501/tx_browser_pi1/list/tableField.ts - Configuration/TypoScript/headquarters/501/tx_browser_pi1/list/htmlSnippets.ts</p>

tx_radialsearch_pi1

All properties have the prefix plugin.tx_radialsearch_pi1.

Example: gp is plugin.tx_radialsearch_pi1.gp

Property:	Data type:	Description:
plugin.tx_radialsearch_pi1	USER	<p>Configuration of the input field.</p> <p>Code:</p> <pre> plugin.tx_radialsearch_pi1 { gp { // Configuration of GET- and POST-labels. // Configured by the constant editor // See category "GET POST" on page 8 above // Please inspect it with the TypoScript Object Browser } res { // Configuration of css, HTML and JavaScript while runtime // Configured by the constant editor // See categories // * CSS on page 8 above // * HTML on page 9 above // * JAVASCRIPT on page 9 above // Please inspect it with the TypoScript Object Browser } radiusbox { // Configuration of options, number format and unit // of the select box for the radius // Configured by the constant editor // See category // * RADIUSBOX on page 9 above // Please inspect it with the TypoScript Object Browser } HTMLMARKER { // Values for the HTML template, which will rendered and // replaced while runtime // Feel free, to define your own marker. // Please inspect it with the TypoScript Object Browser } } </pre> <p>Example:</p> <pre> ... content = COA content { wrap = <div class="filter-radialsearch"> </div> 10 < plugin.tx_radialsearch_pi1 20 < plugin.tx_radialsearch_pi2 } ... </pre> <p>See Browser > setup.txt »</p>

tx_radialsearch_pi2

All properties have the prefix plugin.tx_radialsearch_pi2.

Example: gp is plugin.tx_radialsearch_pi2.gp

Property:	Data type:	Description:
plugin.tx_radialsearch_pi2	USER	Configuration of the select box (radius). Code: See tx_radialsearch_pi1 on page 19 above Example: See tx_radialsearch_pi1 on page 19 above

tx_radialsearch_pi3

All properties have the prefix plugin.tx_radialsearch_pi3.

Example: gp is plugin.tx_radialsearch_pi3.gp

Property:	Data type:	Description:
plugin.tx_radialsearch_pi3	USER	TypoScript is for internal check only. There is nothing to configure.

Debugging

If you have any unexpected result, you can inspect Radial Search (Umkreissuche) in the TYPO3 backend with the DRS – the Development Reporting System – and in the TYPO3 frontend with Firebug.

DRS – Development Reporting System

Inspect work-flow, SQL queries and errors

The DRS – Development Reporting System – enables you

- to follow the work-flow of Radial Search (Umkreissuche),
- to inspect alternate configuration possibilities,
- to inspect SQL queries,
- to inspect unproper configuration and last but not least
- the DRS prompts warnings and errors

Enabling by the Extension Manager

Enable the DRS – Development Reporting System – by the Extension Manager.

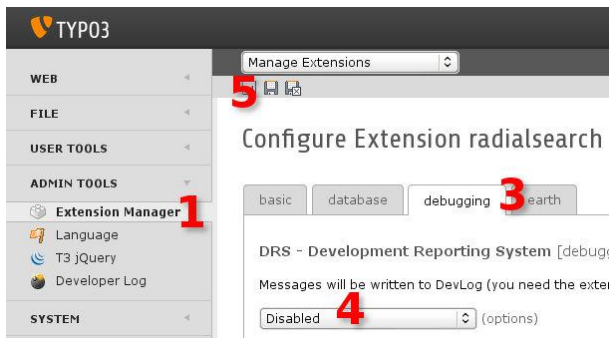


Illustration 7: Enable the DRS by the Extension Manager

- | | | |
|----|---------------------|---|
| 1. | Module: Admin Tools | Extension Manager |
| 2. | Edit Area | Select the Radial Search (Umkreissuche) extension |
| 3. | | Tab [Debugging] |
| 4. | | DRS – Development Reporting System: [Enabled] |
| 5. | | Save the form |

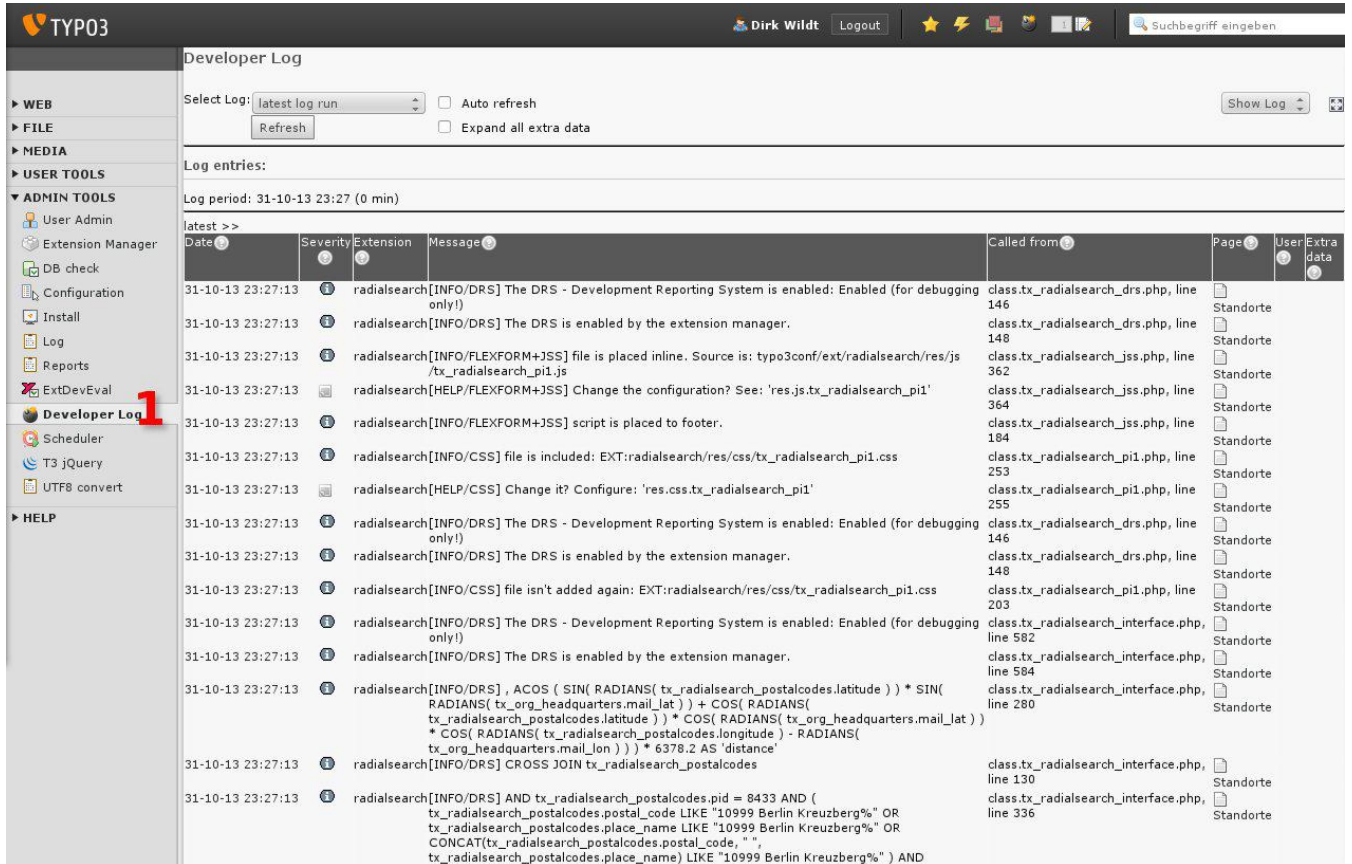
The DRS report

Precondition

You need the extension

- Developer Log (devlog)

Report



The screenshot shows the TYPO3 Developer Log interface. The left sidebar contains navigation menus for WEB, FILE, MEDIA, USER TOOLS, ADMIN TOOLS, and HELP. The 'Developer Log' option is highlighted with a red '1'. The main area displays log entries for the 'radialsearch' extension, including messages about DRS being enabled, files being placed inline, and SQL queries.

Date	Severity	Extension	Message	Called from	Page	User	Extra data
31-10-13 23:27:13	INFO	radialsearch	[INFO/DRS] The DRS - Development Reporting System is enabled: Enabled (for debugging only!)	class.tx_radialsearch_drs.php, line 146	Standorte		
31-10-13 23:27:13	INFO	radialsearch	[INFO/DRS] The DRS is enabled by the extension manager.	class.tx_radialsearch_drs.php, line 148	Standorte		
31-10-13 23:27:13	INFO	radialsearch	[INFO/FLEXFORM+JSS] file is placed inline. Source is: typo3conf/ext/radialsearch/res/js/tx_radialsearch_pi1.js	class.tx_radialsearch_jss.php, line 362	Standorte		
31-10-13 23:27:13	INFO	radialsearch	[HELP/FLEXFORM+JSS] Change the configuration? See: 'res.js.tx_radialsearch_pi1'	class.tx_radialsearch_jss.php, line 364	Standorte		
31-10-13 23:27:13	INFO	radialsearch	[INFO/FLEXFORM+JSS] script is placed to footer.	class.tx_radialsearch_jss.php, line 184	Standorte		
31-10-13 23:27:13	INFO	radialsearch	[INFO/CSS] file is included: EXT:radialsearch/res/css/tx_radialsearch_pi1.css	class.tx_radialsearch_pi1.php, line 253	Standorte		
31-10-13 23:27:13	INFO	radialsearch	[HELP/CSS] Change it? Configure: 'res.css.tx_radialsearch_pi1'	class.tx_radialsearch_pi1.php, line 255	Standorte		
31-10-13 23:27:13	INFO	radialsearch	[INFO/DRS] The DRS - Development Reporting System is enabled: Enabled (for debugging only!)	class.tx_radialsearch_drs.php, line 146	Standorte		
31-10-13 23:27:13	INFO	radialsearch	[INFO/DRS] The DRS is enabled by the extension manager.	class.tx_radialsearch_drs.php, line 148	Standorte		
31-10-13 23:27:13	INFO	radialsearch	[INFO/CSS] file isn't added again: EXT:radialsearch/res/css/tx_radialsearch_pi1.css	class.tx_radialsearch_pi1.php, line 203	Standorte		
31-10-13 23:27:13	INFO	radialsearch	[INFO/DRS] The DRS - Development Reporting System is enabled: Enabled (for debugging only!)	class.tx_radialsearch_interface.php, line 582	Standorte		
31-10-13 23:27:13	INFO	radialsearch	[INFO/DRS] The DRS is enabled by the extension manager.	class.tx_radialsearch_interface.php, line 584	Standorte		
31-10-13 23:27:13	INFO	radialsearch	[INFO/DRS] , ACOS (SIN(RADIANS(tx_radialsearch_postalcodes.latitude)) * SIN(RADIANS(tx_org_headquarters.mail_lat)) + COS(RADIANS(tx_radialsearch_postalcodes.latitude)) * COS(RADIANS(tx_org_headquarters.mail_lat)) * COS(RADIANS(tx_radialsearch_postalcodes.longitude) - RADIANS(tx_org_headquarters.mail_lon))) * 6378.2 AS 'distance'	class.tx_radialsearch_interface.php, line 280	Standorte		
31-10-13 23:27:13	INFO	radialsearch	[INFO/DRS] CROSS JOIN tx_radialsearch_postalcodes	class.tx_radialsearch_interface.php, line 130	Standorte		
31-10-13 23:27:13	INFO	radialsearch	[INFO/DRS] AND tx_radialsearch_postalcodes.pid = 8433 AND (tx_radialsearch_postalcodes.postal_code LIKE "10999 Berlin Kreuzberg%" OR tx_radialsearch_postalcodes.place_name LIKE "10999 Berlin Kreuzberg%" OR CONCAT(tx_radialsearch_postalcodes.postal_code, " ", tx_radialsearch_postalcodes.place_name) LIKE "10999 Berlin Kreuzberg%") AND	class.tx_radialsearch_interface.php, line 336	Standorte		

Illustration 8: The DRS Report

Get the report:

1. Module > Admin Tools: Development Log

Packages for Sponsors

Your donation and sponsoring is welcome.

Please order a package for sponsors at

- [http://typo3-browser-forum.de/sponsoring/?tx_browser_pi1\[tx_quickshop_categories.title\]=352&no_cache=1](http://typo3-browser-forum.de/sponsoring/?tx_browser_pi1[tx_quickshop_categories.title]=352&no_cache=1)

Fun – 50 EUR



You like to treat the TYPO3 Radial Search (Umkreissuche) project.
 You don't expect any equivalent. No logo. No service.
 Throw 50 EUR or any other old sum into the cash box.
 You will get a receive. You can set the amount off against tax liability.

Logo – 150 EUR



You are treating the TYPO3 Radial Search (Umkreissuche) project and you like to be a guide for others.
 Your logo will appear in the manual, at the website, in the plugin and in the extension manager of the Radial Search (Umkreissuche) .
 The period of validity is limited to one year.
 You will get a receive. You can set the amount off against tax liability.
 You can pay more than 150 EUR.

Patron – 500 EUR



You are the patron. You are treating TYPO3 Radial Search (Umkreissuche) project and you like to pay the developer more than best for two hours service.
 Your logo will appear in the manual, at the website, in the plugin and in the extension manager of Radial Search (Umkreissuche) .
 You can book the developer of Radial Search (Umkreissuche) for two hours.
 The period of validity for both – the logo and the two hours – is limited to one year. If you don't use the two hours in this period, you will lost it.
 You will get a receive. You can set the amount off against tax liability.
 You can pay more than 500 EUR.

Credits

LEG-Thüringen

Thanks to the state development department of Thuringia / Germany – Landesentwicklungs-Gesellschaft Thüringen (LEG).

It contracted the initial release.

- <http://www.leg-thueringen.de/>

Known Bugs

Current bugs on forge

Please refer to

- <http://forge.typo3.org/projects/extension-radialsearch/issues>

autocomplete is not a function

If you get a JavaScript prompt like "autocomplete is not a function" please check, if jQuery is included twice. Precondition is a jQuery library with the autocomplete function of course.

CSS isn't proper

If the CSS of the Radialsearch form isn't proper – especially of the pulldown menu while autocompleting – please check, if you have included the jQuery UI CSS and Javascript. See

- Constant Editor > CSS on page 8 above
- Constant Editor > JAVASCRIPT on page 9 above

FAQ

Performance

Example with worldwide postal codes

Postal codes nearby 1.2 million¹ records and a database with 540 address records

- Query with filter and without a radial search needs round about 0.03 seconds
- Query with filter and a radial search needs round about 1.3 seconds

Example with Postal Codes of Germany

Postal codes nearby 16 000² records, database with 540 address records

- Query with filter and without a radial search needs round about 0.03 seconds
- Query with filter and a radial search needs round about 0.05 seconds

¹ Postal codes of the world: 1 177 212 exactly in October of 2013

² Postal codes of Germany: 16 481 exactly in October of 2013

Further Information

Demo website

You find a radialsearch demo at

- <http://typo3-organiser.de>

Forum

Radial Search (Umkreissuche) has a website and a forum. Please visit:

- Forum TYPO3 Radial Search (Umkreissuche)
<http://typo3-browser-forum.de/#cat36>

TYPO3 forge

- <http://forge.typo3.org/projects/extension-radialsearch>

Professional Support

If you need professional support, please contact the Developer:

- Dirk Wildt
<http://wildt.at.die-netzmacher.de/>

E-Mails are welcome in English and German.

Other extensions published by Die Netzmacher

-  +AOE Linkhandler Configurator: Configure the AOE linkhandler supported by userinterfaces. Out-of-the-box templates for cal, org, tt_news and tt_products. Don't edit page TScnfig any longer.
<http://typo3.org/extensions/repository/view/linkhandlerconf/>
-  autositemap: A smart site-map optimised for the footer. It groups menus in columns. Great menus will get two columns. Configuration is based on TypoScript HMENU.
<http://typo3.org/extensions/repository/view/autositemap/>
-  Browser – TYPO3 without PHP. Develop your TYPO3 extension 8 times faster! You need one line TypoScript for a result list with a search form, a record browser and an index browser. Images are wrapped self-acting. SEO, Search Engine Optimization, is integrated. <http://typo3.org/extensions/repository/view/browser/>
-  Caddy – the TYPO3 shopping cart. You can use it for your own needs. You need a database with products or any other items only. You can install Caddy out of the box with one mouse click – see Quick Shop below.
<http://typo3.org/extensions/repository/view/caddy/>
-  Deal! – TYPO3 Quick Shop interface for the marketplace ebay. Manage all items with TYPO3 and publish it on ebay. Amazon is under construction.
<http://typo3.org/extensions/repository/view/deal/>
-  Duty – collection of helpful scheduler tasks. Here: remove deprecated files from directories.
<http://typo3.org/extensions/repository/view/duty/>
-  Flip it! offers lovely and smooth page flip transitions. It enables you to run over pages in PDF documents like in a real magazine. It is based on flash. Flipt it! can convert PDF documents to swf files automatically.
<http://typo3.org/extensions/repository/view/flipit/>
-  Jobmarket is a catalogue with job offers. Views, the a-z-browser, the page-browser, the search, social bookmarks and a lot of other stuff can configured by the Browser plugin with the mouse. Job Market hasn't any PHP code, it should be easy to adapt it to your needs.
http://typo3.org/extensions/repository/view/job_market/
-  Organiser – TYPO3 for the lobby and the organisers. Handle news, events, staff, headquarters, locations, workshops and a calendar with one extension. Sell online tickets! Install the Organiser with one mouse click!
<http://typo3-organiser.de/>
-  Quick Shop – the fastest shop in the history of TYPO3. Install it with one mouse click! Quick Shop is based on the browser (see above) and powermail.
<http://typo3-quick-shop.de/>
-  PDF Controller: Easy to install. Add to your HTML page the PDF-controller-button. Link from the button to the controller. Adjust the controller by mouseclicks. The PDF Controller supports CSS 3.
<http://typo3-pdfcontroller.de/>
-  Radial Search (Umkreissuche) – Enable the browsing through your data by geo location. 'Your data must have a latitude and a longitude. Address data can geocoded automatically by the Browser - TYPO3 without PHP.
<http://typo3.org/extensions/repository/view/radiasearch/>
-  Route – Publish your routes with GoogleMaps or OpenStreetMap. Routes have points of interest (POI). You can categorise and filter both: routes and POI. Address data can geocoded automatically.
<http://typo3.org/extensions/repository/view/route/>
-  seo_dynamic_tag: Search Engine Optimization for the title tag, the canonical tag and the meta tags author, description and keywords. Configuration by a user interface.
http://typo3.org/extensions/repository/view/seo_dynamic_tag/
-  Slick - jQuery Carousel: Fully responsive. Scales with its container. Separate settings per breakpoint. Uses CSS3 when available. Swipe enabled. Desktop mouse dragging. Infinite looping. Fully accessible.
<http://typo3.org/extensions/repository/view/slick/>
-  TScnfig Pages and Users by extManager (extkey: tsconf): Configure the the eight most commonly used TScnfig porperties with the mouse - like page tree uids, activated extended view, activated clipboard, ...
<http://typo3.org/extensions/repository/view/tsconf/>

Change Log

- 6.1.0 **Bugfix**
 - * #61797: Unproper results depending on search without zip
- 6.0.3 **Feature**
 - * #i0013/#52446: Default value for the radiusbox
See Constant Editor category [RADIAL SEARCH - RADIUSBOX] > default value
- 6.0.2 **Improvement**
 - * #i0012: New method getFieldForLatLon()
See extension browser for an example: class.tx_browser_pi1_filterRadialsearch::andWhereEmptyCoordinates
- 6.0.1 **Improvement**
 - Update the manual
- 6.0.0 **Major Feature**
 - * #61794: Improvements for foundation
Effected files:
see file ChangeLog
 - * #61766: Upgrade TYPO3 6.2
 - * #i0010: Is removed
 - * res/css/jquery/smoothness/
- Bug**
 - * #61798: ajax-loader.gif isn't loaded
- 2.0.6 **Feature**
 - * #60592: Move from jquery theme css to jquery autocomplete css. See
* res/css/jquery/jquery.ui.autocomplete.css
- 2.0.5 **Feature**
 - * #i0009: Update TYPO3 version evaluator
 - * #i0008: Update the manual
- 2.0.3 **Feature**
 - * #i0007: Manual are missed
- 2.0.1 **Feature**
 - * #i0006: Manual, icon
- 2.0.0 **Feature**
 - * #58438: Fit it into TYPO3 6.1
 - * #58469: Integration of postalcodes AT, CH and DE
- 1.0.1 **Feature**
 - * #54596: TypoScript template german properties
- Improvement**
 - * #i0004: jQuery smoothness got an image folder
- 1.0.0 **Improvements**
 - * #i0002: Initial TER release
- 0.0.2 **Improvements**
 - * #i0001: HTML
- 0.0.1 **Feature**
 - * #52391: pi2 for development
- Initial Release**
 - * #52388: by Dirk Wildt <<http://wildt.at.die-netzmacher.de>>

Illustration Index

Illustration 1: Radial Search form (1, 2) and hits within the given radius (3) and outside the radius (4)	3	Illustration 5: A DIV-tag with class radialsearch-within-radius (1) and a DIV-tag with class radialsearch-outside-radius (2)	17
Illustration 2: Interface for data import	4	Illustration 6: samples for the distance string (1, 2)	18
Illustration 3: Postal-codes (here: Germany)	5	Illustration 7: Enable the DRS by the Extension Manager	21
Illustration 4: Extension Manager: Import postal data	11	Illustration 8: The DRS Report	22

Alphabetical Index

Debugging	DRS	Sponsoring
DRS 21	Debugging 21	package 23
Extension Manager 21	Extension Manager 21	Support 27
report 22	Debugging 21	
Demo 27	sponsoring 23	